

Nenana River

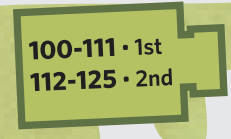


Public River Access

CABINS



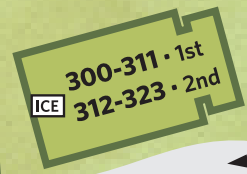
100 BUILDING



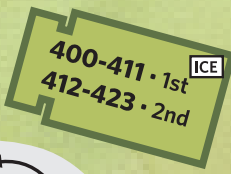
200 BUILDING



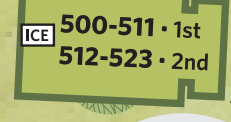
300 BUILDING



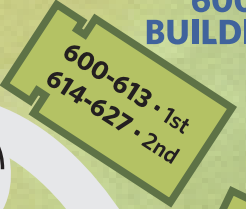
400 BUILDING



500 BUILDING



600 BUILDING



700 BUILDING

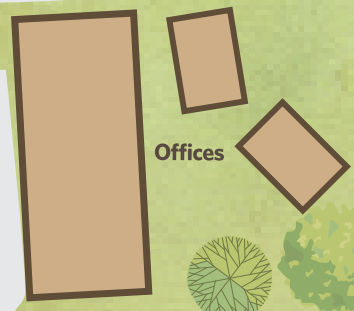


Bus Parking only

MINERS PLAZA



800 BUILDINGS



Employee Community

Shopping

Burger Shack

General Store

George Parks Highway

Denali National Park & Preserve
 6.5 Miles

Mile 231.1

- Guest Parking
- Dining
- Restrooms
- Laundry
- Shopping
- Evacuation Assembly Point
- Tour Shuttle Pickup